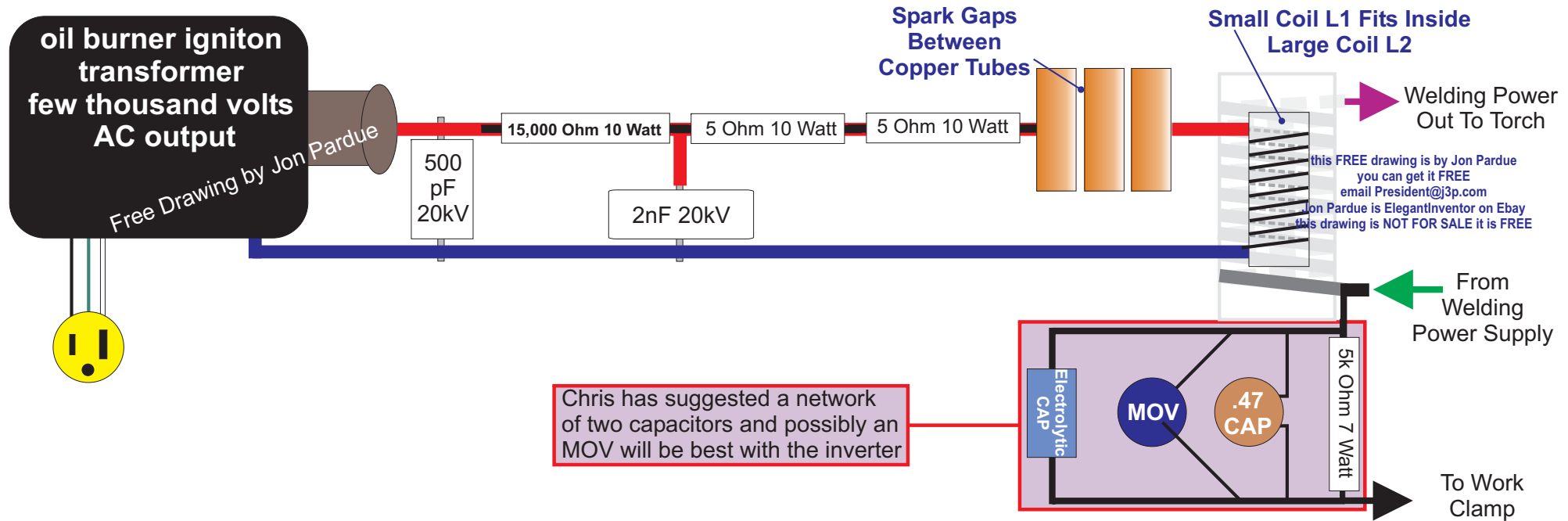


PARTS CONNECTION DIAGRAM for Chris McKinnon's High Frequency ARC STARTER


Drawn by Jon Pardue 8-5-2006 - I have not tested this circuit - just drawn based on Chris' photo of what he built
 Revised 8- 6-2006 NOTHING YOU SEE HERE HAS BEEN TESTED BY JON PARDUE.
 I AM WORKING WITH THIS IN MY LAB AND WILL POST RESULTS ASAP.



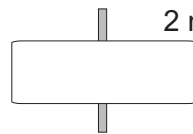
PARTS EXPLANATION

— HOT High Voltage
— Case Ground High Voltage

500 picafarad ceramic capacitor 20,000 volt rating



2 nanofarad "doorknob" ceramic capacitor 20,000 volt rating




Ceramic Power Resistors



3/4" Copper Tube Spark Gaps



L2
 10 turns 1 gauge or heavier wire



L1
 10 turns 14 gauge wire on 1.5" PVC

